

The logo is circular with a red border containing the text "EMERGENCY COMMUNICATIONS" at the top and "RURAL AMATEUR OPERATIONS" at the bottom, separated by two stars. The center of the logo is blue and features a satellite, a laptop, and a radio tower. The text "A.C.S." is written in yellow at the bottom of the logo.

Pinellas ACS

2024 Training Event One

04/18/2024

Mike Drake

Pinellas County ACS Training Officer

PinCo ACS 2024 Training Event One © 2024 by Michael H Drake is licensed under Attribution-NonCommercial 4.0 International. To view a copy of this license, visit <http://creativecommons.org/licenses/by-nc/4.0/>



Agenda



- Training Event Objectives
- Work Assignments
- Schedule
- Documentation



PinCo ACS – 2024 Training Event One

Objectives



- Practice skills needed by PinCo ACS during activation at the following locations
 - PinCo Evacuation Shelter
 - Deployable Comm Center
- Maximize individual **hands-on** equipment training
- Align training tasks with skills required for Position Task Book (PTB) sign-off
 - Position Task Book (PTB) for the Position of PinCo ACS Communicator
 - PTB for Position of Auxiliary Communicator (AUXC)
 - Florida ARRL® Tri-Section ARES® Standardized Training Plan Emergency Communicator Individual PTB
- Sign-off PTB items as appropriate

Future events will include the SatRunner, Starlink Terminal, and EOC Radio Room



PinCo ACS – 2024 Training Event One

Format



- Four Training Stations
 - Shelter Operations
 - Command-Runner Prep and Deploy
 - Command-Runner Load / Unload
 - Command-Runner Operations
- Trainees divided into Four teams
 - Four individuals per team



Shelter Operations



Command-Runner – Prepare for Deployment



Command-Runner – Load/Unload



Command-Runner – Operations

Training event limited to 16 Trainees



PinCo ACS – 2024 Training Event One Format



- Each team spends one hour at each station, then rotates to next station.

Station	Period 1 0830-0930	Period 2 0945-1045	Period 3 1100-1200	Period 4 1215-1315
Shelter Operations	Team 1	Team 4	Team 3	Team 2
Command-Runner Prep and Deploy	Team 2	Team 1	Team 4	Team 3
Command-Runner Load/Unload	Team 3	Team 2	Team 1	Team 4
Command-Runner Operations	Team 4	Team 3	Team 2	Team 1

Hot Wash and Lunch follows last training period.



Agenda



- Training Event Objectives
- Work Assignments
- Schedule
- Documentation



PinCo ACS – 2024 Training Event One

Work Assignments – Station One



Shelter Operations

- **Station Description:**
 - Four training stations will be used for this activity
 - One trainee will be assigned to each station
- **Starting Point:**
 - Radio Go-kit packed and ready for transport
- **Assumptions**
 - A single VHF antenna will be set-up on a tripod for used by shelter teams
 - Each team provided with the following items
 - Radio Go-Kit
 - Incident Action Plan
 - Blank Forms





PinCo ACS – 2024 Training Event One

Work Assignments – Station One



Shelter Operations

- Tasking:
 - Inspect and inventory the contents of the deployable amateur radio go-kit.
 - Unpack the go-kit.
 - Configure the radio terminal and computer system to support VHF voice and Winlink digital communications.
 - Establish voice communications with PinCo EOC on the Trainee Net.
 - All voice communications will use tactical call signs.
 - Compose and send a Winlink message to the PinCo EOC using VHF comms.
 - Receive a Winlink message from the PinCo EOC via VHF comms and comply with its instructions.
 - Power-down; inventory, and pack for transport all deployable VHF amateur radio terminal equipment.



PinCo ACS – 2024 Training Event One

Work Assignments – Station Two



Command-Runner – Prepare for Deployment

- **Station Description:**
 - Two training stations will be used for this activity
 - Two trainees will be assigned to each station
- **Starting Point:**
 - Command-Runner will be in the Closed/Stowed Configuration
- **Assumptions:**
 - Each station provided with the following items
 - Command-Runner
 - PinCo ACS Maintenance Procedures
 - Tools, test equipment, and material
 - Incident Action Plan





PinCo ACS – 2024 Training Event One

Work Assignments – Station Two



Command-Runner – Prepare for Deployment

- Tasking:
 - Perform the following preventive maintenance tasks
 1. S-2R: Radio Code Plug Maintenance
 2. S-3R: Inspect, Clean, and Inventory Equipment
 3. A-2R: Mechanical System Checks





PinCo ACS – 2024 Training Event One

Work Assignments – Station Three



Command-Runner – Transport Vehicle Load/Unload

- **Station Description:**
 - One training station will be used for this activity
 - Four trainees will be assigned to this station
- **Starting Point:**
 - Command-Runner will be in the Closed/Stowed Configuration
 - Command-Runner next to transport vehicle
- **Assumptions:**
 - Team will be provided with the following items:
 - Transport vehicle
 - Command-Runner
 - Tools, test equipment, and material
 - Incident Action Plan





PinCo ACS – 2024 Training Event One

Work Assignments – Station Three



Command-Runner – Transport Vehicle Load/Unload

- **Tasking:**
 - Load the Command-Runner onto the transport vehicle
 - Install the hitch adaptor transport vehicle
 - Load the Command-Runner onto the hitch assembly.
 - Verify that the Command-Runner is locked in its transport position
 - Verify that the brake and turn signal lights are working properly.
 - Unload Command-Runner from transport Vehicle
 - Unload Command-Runner from transport vehicle
 - Remove the hitch adapter from the transport vehicle and store the adaptor on the Command-Runner lower chassis assembly.





PinCo ACS – 2024 Training Event One

Work Assignments – Station Four



Command-Runner – Set-up, Configure, and Operate

- **Station Description:**
 - Two training stations will be used for this activity
 - Two trainees will be assigned to this station
- **Starting Point:**
 - Command-Runner will be in the Closed/Stowed Configuration
 - Command-Runner will be de-energized
- **Assumptions:**
 - AC Power available at test station
 - Each team provided with the following items
 - Command-Runner
 - Tools, test equipment, and material
 - Incident Action Plan





PinCo ACS – 2024 Training Event One

Work Assignments – Station Four



Command-Runner – Set-up, Configure, and Operate

- **Tasking:**
 - Power-on and configure Command-Runner for VHF/UHF voice and digital communications.
 - Establish VHF/UHF comms with the PinCo EOC using tactical call signs.
 - Use the FTM-400 amateur VHF/UHF radio
 - Use the XPR-5550e UHF public safety radio
 - Use the IC-5021 VHF public safety radio
 - Use the APX-4500 P25 public safety radio
 - Compose and send a Winlink message to the PinCo EOC using VHF communications
 - Receive a Winlink message from the PinCo EOC via VHF comms and comply with its instructions.
 - Power down Command-Runner and configure for transport.





Agenda



- Training Event Objectives
- Work Assignments
- Schedule
- Documentation



PinCo ACS – 2024 Training Event One Schedule



Proposed Training Date: Saturday June 8th, 2024

June 7th, 2024, Training Event Schedule

June 5 th	Personnel	Activity	Location
1800-1830	Instructors	The leadership team notifies all registered trainees of training event using <i>Alert Pinellas</i> .	EOC
1800-1900	Trainees	Trainees acknowledge receipt of <i>Alert Pinellas</i> notification and indicate if they will be attending.	Home



PinCo ACS – 2024 Training Event One Schedule



June 8th, 2024, Training Event Schedule

June 8 th	Personnel	Activity	Location
0700-0730	Instructors	Equipment staging and communication checks.	EOC
0745-0800	Trainees	All Trainees arrive at the Public Safety Complex and complete the check-in process (ICS 205A).	EOC
0800-0830	All Participants	Operational Briefing and team assignments.	EOC
0830-0930	All Participants	Training Period one	EOC
0930-0945	All Participants	Break – Training Station Rotation	EOC
0945-1045	All Participants	Training Period two	EOC
1045-1100	All Participants	Break – Training Station Rotation	EOC
1100-1200	All Participants	Training Period three	EOC
1200-1215	All Participants	Break – Training Station Rotation	EOC
1215-1315	All Participants	Training Period four	EOC
1315-1330	All Participants	Break	EOC
1330-1430	All Participants	Lunch and hotwash	EOC
1430-1500	All Participants	PTB sign-off	EOC
1500	Trainee	Depart for home – End of Training	EOC
1500-1600	Instructors	Pack and stow all remaining equipment	EOC




Agenda



- Training Event Objectives
- Work Assignments
- Schedule
- Documentation



PinCo ACS – 2024 Training Event One Training Plan



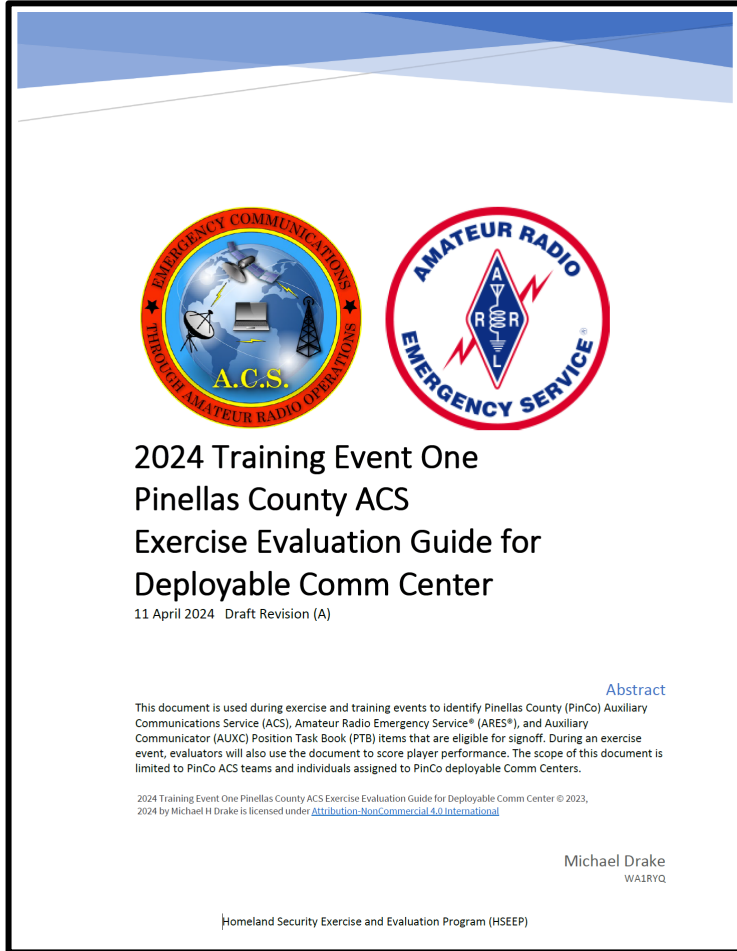
- Details all aspects of training event

- Section 1. Training Overview
- Section 2. General Information
- Section 3. Logistics
- Section 4. Training Stations
- Section 5. Post-exercise Activities
- Section 6. Participant Information and Guidance
- Appendix A. Communications Plan
- Appendix B. Training Event Schedule
- Appendix C. Training Site Venues
- Appendix D. Acronyms and Abbreviations

Documents still in Draft
Will post to *Groups.io* website when finalized



PinCo ACS – 2024 Training Event One Exercise Evaluation Guides (EEG)



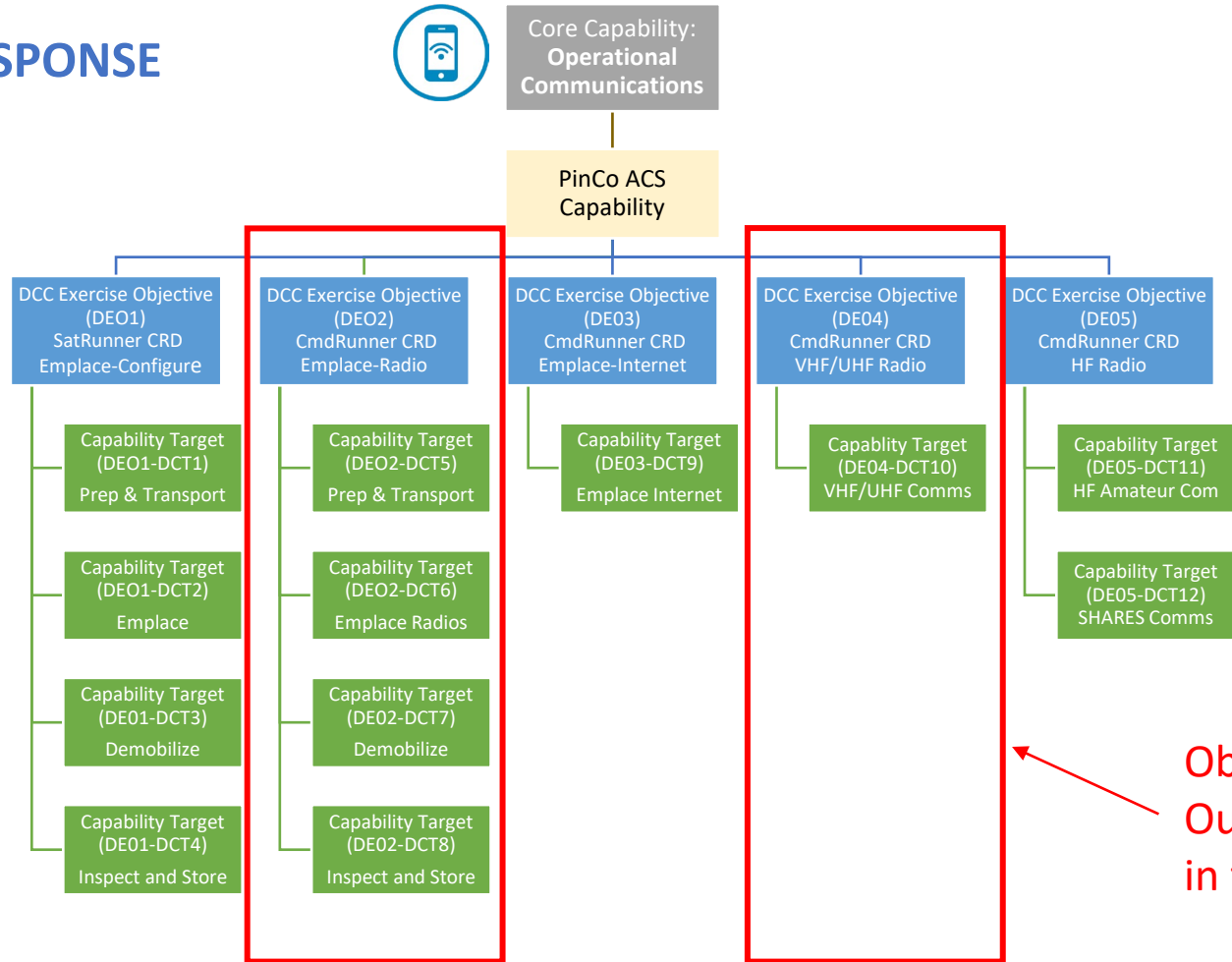
- One EEG created for each Position
 - Evacuation Shelters
 - Deployable Comm Centers
- Documents the skill set needed for position
- Identify Position Task Book Items eligible for Signoff.
 - PTB for the Position of PinCo ACS Communicator
 - PTB for Position of Auxiliary Communicator (AUXC)
 - Florida ARRL® Tri-Section ARES® Standardized Training Plan Emergency Communicator Individual PTB



PinCo ACS – 2024 Training Event One

Exercise Evaluation Guide – Deployable Comm Center

FEMA Mission Area: RESPONSE

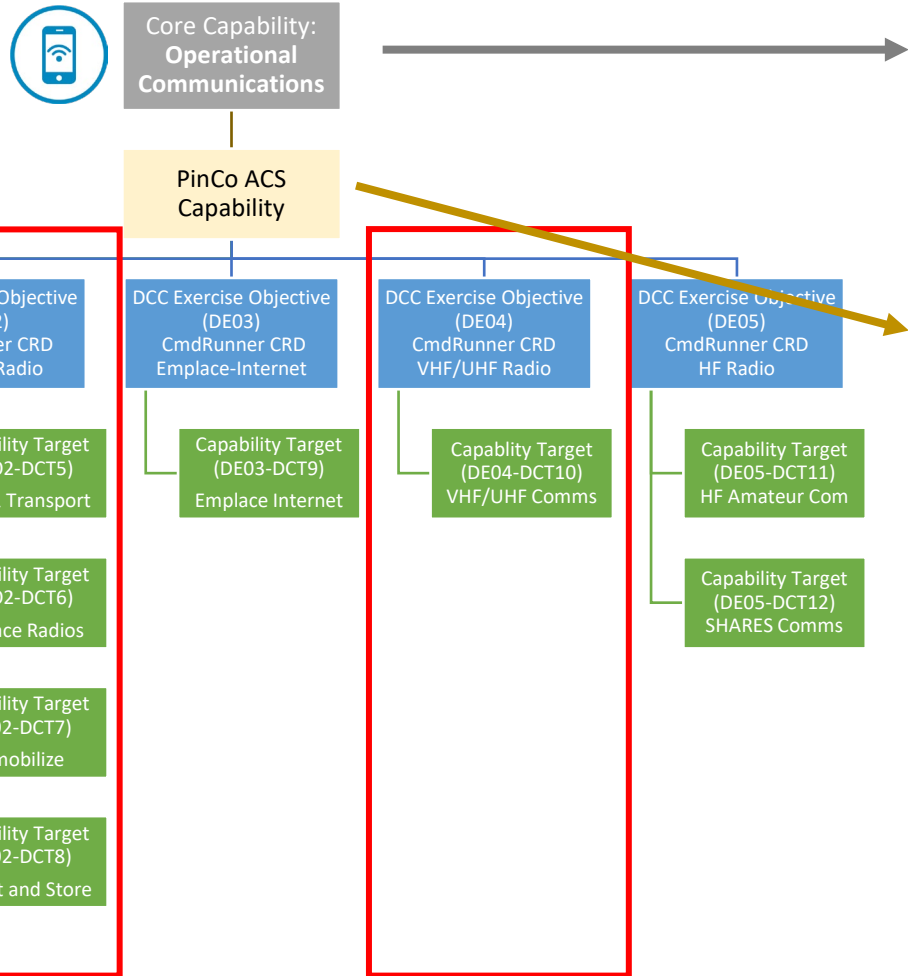


Objectives and Tasks
Outlined in Red are included
in training event



PinCo ACS – 2024 Training Event One

Exercise Evaluation Guide – Deployable Comm Center

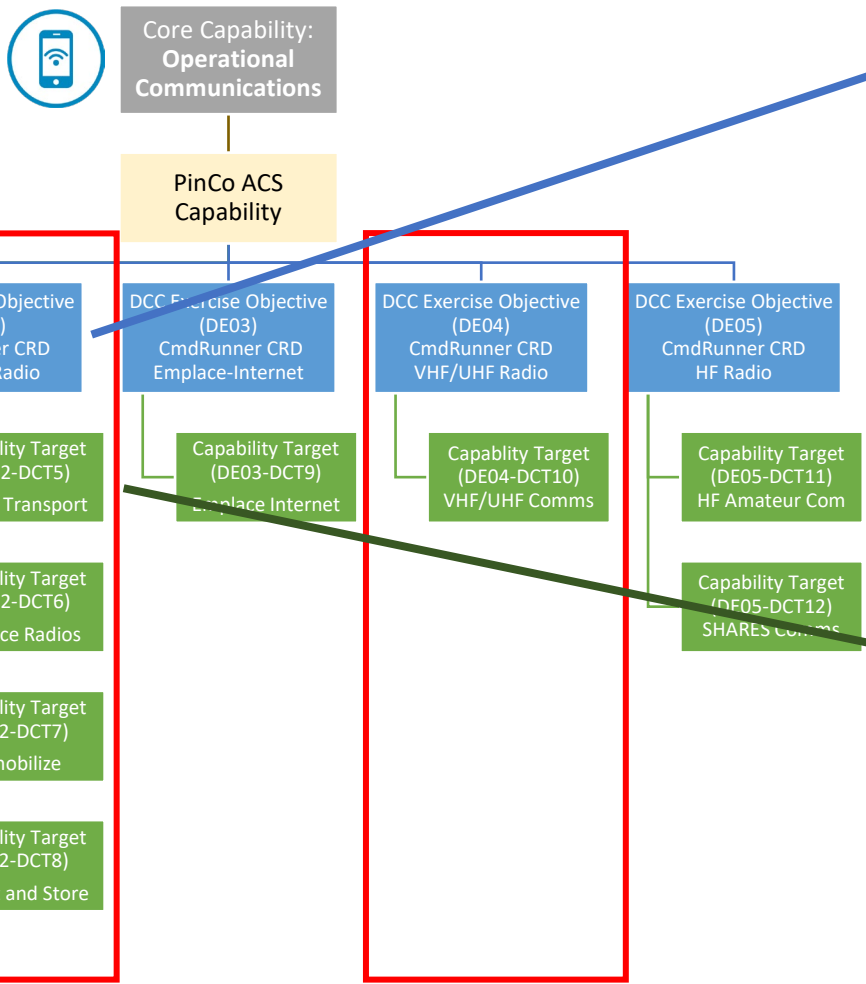


- **Core Capability:** Ensure the capacity for timely communications in support of security, situational awareness, and operations by any and all means available, among and between affected communities in the impact area and all response forces.
- **PinCo ACS Capability:** During a regional communications emergency, provide the Pinellas County EOC, municipalities, critical infrastructure sites, and emergency evacuation shelters with auxiliary voice and digital communications support using amateur radio, SHARES, and satellite services.



PinCo ACS – 2024 Training Event One

Exercise Evaluation Guide – Deployable Comm Center



- **DE02:** During a simulated regional communications emergency, PinCo ACS Deployable Comm Center teams will transport, emplace, configure, and maintain deployable communications equipment that can support HF, VHF, UHF amateur radio voice and data networks; VHF/UHF public safety networks; SHARES voice and data networks; 700 and 800 MHz public safety networks, and maritime VHF radio communications. Resource deployment, equipment operation, maintenance, and demobilization will be performed in accordance with PinCo ACS SOPs and equipment maintenance procedures.

- **DCT5:** Within 3 hours of PinCo ACS activation, perform the PM tasks that prepare a Command-Runner for deployment, load a Command-Runner onto an approved transport vehicle, and depart the PinCo EOC enroute to the Command-Runner deployment location specified by the PinCo DEM.



PinCo ACS – 2024 Training Event One

Exercise Evaluation Guide - Sample



Organizational Capability Target (DCT5).

Within 3 hours of PinCo ACS activation, perform the PM tasks that prepare a Command-Runner for deployment, load a Command-Runner onto an approved transport vehicle, and depart the PinCo EOC enroute to the Command-Runner deployment location specified by the PinCo DEM.

Table I. EEG Score Sheet – PinCo ACS Deployable Comm Team Capability Target (DCT5)

Task ID	Critical Task	PinCo ACS PTB Item	AUXC PTB Item	FL ARES® PTB Item	Notes	Training Plan Item
DCT5T1	Obtain, assemble, and prepare the material for a personal Go-Kit that will support a 72-hour activation at a Deployable Comm Center site.	D.2	2a.1, 2a.2, 2a.3, 2a.4, 2a.5		Not Applicable	
DCT5T2	When notified of ACS activation (<i>Alert Pinellas</i> , Email, text, phone, or radio), the PinCo ACS RADO notifies the ACS Leadership Team that he or she is available for activation and accepts the activation assignment.	A.8		C.13		6.2.1.c
DCT5T3	Arrive properly equipped and attired at the PinCo EOC at the designated reporting time and then complete the incident check-in process.	B.2.1	2b.3, 3a.1(Part 5)	C.13		6.2.1.d
DCT5T4	Obtain incident specific information regarding the deployment from the ACS	B.2.2	2b.1, 2b.2, 4b.1.(Part12)		Not Applicable	



PinCo ACS – 2024 Training Event One

Conclusion



- Practice skills needed by PinCo ACS during an activation at the following locations
 - PinCo Evacuation Shelter
 - Deployable Comm Center
- Align training tasks with skills required for Position Task Book (PTB) sign-off
- Sign-off PTB items as appropriate

Training will prioritize individuals who are motivated to activate and deploy during times of emergency